





J'étudie le son [s] comme souris



Entoure si tu entends le son [s]:




Coche la syllabe du son [s]:




Entoure les lettres du son [s]:

t o m o f C ss D E c t S R e ç A s




Continue les lignes



Handwriting practice lines. The first line starts with a lowercase 's' and has four dots on the middle line. The second line starts with a lowercase 'ç' and has three dots on the middle line.


sa çoi so si su sau de doi çu ci ce ça beau





5

Colorie les syllabes



ci ce sa sa ce ci



ceau se ci su ci sou



6

Complète avec sa, su, sou, si :



un       fflet  une       sa       de 

la       ris  une       cette 

7

Relie les dessins aux mots correspondants



un tournevis

une souris

un garçon

une sorcière

un pinceau

